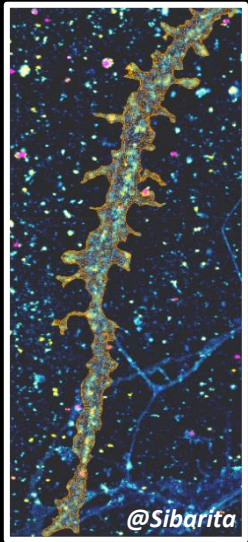


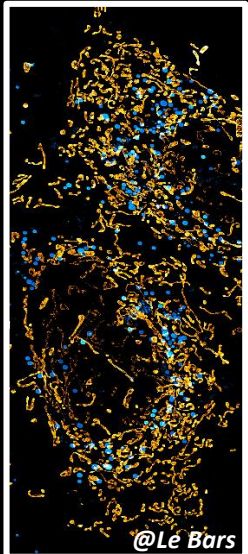
# Super-Resolution Microscopy

*October 3rd 2024*

Faculty of Medicine, Research Building, Le Kremlin-Bicêtre



1 pm Welcome coffee



1:45 pm Introduction

**Pr Marc Humbert**, *Doyen de la Faculté de Médecine*

2 pm Nanoscopie sur cellule vivante

**Sandrine Lévêque-Fort**, *Institut des Sciences Moléculaires d'Orsay*

2:45 pm Flash Talk Abbelight


**Michel Biocco & Medhi Madi**, *Abbelight*

3 pm

L'imagerie quantitative à molécules uniques: ni plus ni moins

**Christian Specht**, *Inserm U1195, Le Kremlin-Bicêtre*

3:45 pm Coffee break



4:15 pm Pushing the limit of quantitative SMLM

**Jean-Baptiste Sibarita**, *NeuroCampus, Bordeaux*

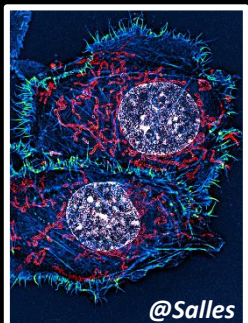
5 pm

Flash Talk ZEISS

**Michaël Gué**, *Zeiss*

5:15 pm Structured Illumination Microscopy : From concept to live Super Resolution imaging

**Audrey Salles**, *Institut Pasteur, Paris*



6 pm Conclusion

**Larbi Amazit & Oliver Nüsse**, *Réseau d'Imagerie Cellulaire Paris-Saclay*